

It's Waiting For You...

# **Master Your 2018 Empire**



**How to Easily Create  
Daily Viral Content  
In Less Than 7 Minutes**  
An InfoBusinessU Production

## Table of Contents

### Table of Contents

Table of Contents .....	i
Acknowledgments .....	iii
Dedication .....	iv
Legal Notice .....	v
Entire Master Your 2018 Empire System .....	vi
Welcome! .....	1
What You Will Learn .....	2
Step 1.) Pick Your Niche .....	4
Step 2.) Add Authority Feeds To Your Feedly Dashboard.....	6
Step 3.) Every Day, Pick 1 New Article.....	19
Step 4.) Use These Tools To Generate Catchy Titles.....	21
Step 5.) Create Your Post Using This Template .....	22
Step 6.) Rinse And Repeat Daily.....	26
Step 7.) Search for Future Trends.....	27
BONUS: Master Your 2018 OFFLINE Empire!.....	28
What You Have Just Learned .....	30
Your Next Steps.....	31
Your next steps are to DO!.....	31
Conclusion .....	32

## Table of Contents

---

This concludes the power report “Master Your 2018 Empire”!.....	32
<b>About The Author .....</b>	<b>32</b>
Welcome!.....	33
<b>Appendix: Recommended Resources.....</b>	<b>34</b>
Volume 3: 500K Premium IM Content Words.....	35
Google Profits for Marketers .....	36
Prepping for 100K.....	37
Buy Buttons Made Simple II .....	38
Premiere High Ticket Coaching PLR .....	39
Split testing made easy.....	40
Magnificent PLR Content Volume 2!.....	41
100K in 1 Year! .....	42
Magnificent PLR Content Volume 1!.....	43
How To Get More Buy Buttons Out There! (hint: Use PLR Content!) .....	44
68K in 57 Days!.....	45
<b>Remember.....</b>	<b>46</b>

## Acknowledgments

### Acknowledgments

A public thank you – I've been making my living online now for over 18 years and during this time, have been blessed by the following individuals:

- [Bill Vick](#), [Wallace Harkness](#), [Dennis Becker](#), [Debbie Benstein](#), Theresa Zappulla and more
- I'm also deeply grateful to my colleagues and the super folks from whom I learned including [Marlon Sanders](#), [Paul Myers](#), [Dr. Ben Adkins](#), [Brad Spencer](#), [Judy K](#), [Norma Rickman](#), [Colin Theriot](#), [Coby Wright](#), [Monika Morley](#), [Joe Finn](#), [Igor Kheifets](#), [Kathe Lucas](#), [Denise Hall](#), [Janelle Kleppin](#), [Erica Stone](#), [Tink BD](#), [Jenny Dunham](#), [John Lenaghan](#), [Liz Strauss](#), [Mark Davidson](#), [Suzie Cheel](#), [Joanna Young](#), [Brian Clark](#), [Darren Rowse](#), [Maureen Sharib](#), [Jim Stroud](#), [Judi Sohn](#), [Catherine Lawson](#), [Maki](#), [Wendy Piersall](#), [John Chow](#), [Gab Goldenberg](#), [James Chartrand](#), [Skellie](#), [Crow](#), [Joel Falconer](#), [Melinda](#), [Lorelle](#), [Brad Shorr](#), [Cath Lawson](#), and many more as well.
- Next, I am indebted to: **Donna Gillespie**, author of the life-changing books [The Light Bearer](#) and [Lady of the Light](#) – one of the most superb writers today.

**Last but never least:**

**My family.** My wonderful husband, Moses Ling, my terrific kids, my wondrous mooses, my absolutely fantastic parents - none of this would be possible whatsoever without their love and support. This one's for you, folks!

## Dedication

---

### Dedication

**To my husband:**

**My everything** is dedicated to my husband, Moses Ling...the man in my life who keeps me sane and gives me the truest meaning to my life.

I love you the mostest. Always.

And also.....

*Barbara Ling*

**Fortune favors the bold.**

## Legal Notice

### Legal Notice

InfoBusinessUniversity (“INFOBUSINESSUNIVERSITY”) and its licensors retain all ownership rights to the system **MASTER YOUR 2018 EMPIRE** (hencewards called “the System”) and software included offered by INFOBUSINESSUNIVERSITY. Use of the System and related software is governed by applicable copyright law.

All rights reserved. No part of this System may be reproduced or transmitted in any form or by any means, electronic or mechanical, including photocopying, recording, or by any information storage and retrieval system, without the written permission of the publisher InfoBusinessUniversity. Making unauthorized copies, adaptations, or compilation works, or including this material in lectures or seminars for profit is strictly prohibited and constitutes a punishable violation of the law.

INFOBUSINESSUNIVERSITY may revise this documentation from time to time without notice.

THIS SYSTEM IS PROVIDED “AS IS” WITHOUT WARRANTY OF ANY KIND. IN NO EVENT SHALL INFOBUSINESSUNIVERSITY BE LIABLE FOR ANY LOSS OF PROFITS, LOSS OF BUSINESS, LOSS OF USE OR DATA, INTERRUPTION OF BUSINESS, OR FOR INDIRECT, SPECIAL, INCIDENTAL, OR CONSEQUENTIAL DAMAGES OF ANY KIND, ARISING FROM ANY ERROR IN THIS DOCUMENTATION.

The System and software are copyright © 1998-2020 InfoBusinessUniversity All rights reserved.

INFOBUSINESSUNIVERSITY, and the INFOBUSINESSUNIVERSITY corporate logo are trademarks of INFOBUSINESSUNIVERSITY. Other product or brand names are trademarks or registered trademarks of their respective holders.

Nicky510 is owned by <http://www.nicky510.com> . Comics used with permission.

## Master Your 2018 Empire

Published by InfoBusinessUniversity  
<http://www.infobusinessuniversity.com>  
All Rights Reserved



Master Your 2018 Empire  
Entire Master Your 2018 Empire System

---

## Entire Master Your 2018 Empire System

Here are all the components to the Master Your 2018 Empire System:

### Master Your 2018 Empire

- Secrets to creating Viral Content in 7 minutes

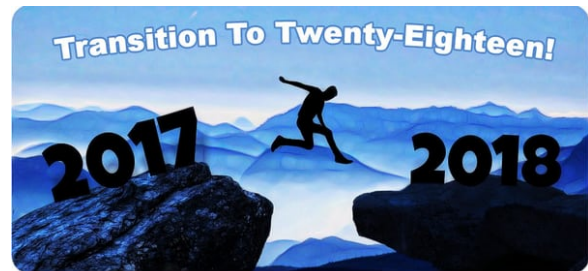
[Click HERE to see!](#)



=====

### Transition to 2018!

- Brand New Content
- Over 500+ Pages
- [Click HERE to see it all!](#)



=====

### Huge Audio Authority Collection

- All of Sean Mize 2017 Live Teachings!
- [Click HERE to learn more!](#)



Master Your 2018 Empire  
Entire Master Your 2018 Empire System

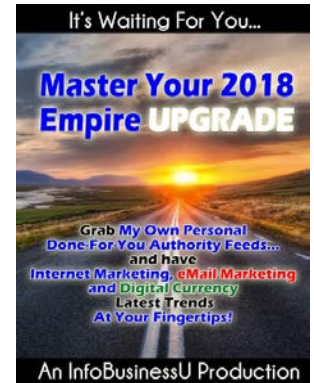
---

=====

**Master Your 2018 Empire Upgrade!**

Includes:

- Done for you IM Dashboard
  - eMail Marketing, Digital Currency Dashboard, more!
  - **[Click HERE to learn more!](#)**
- =====





---

---

Welcome!



Hello and welcome to the "**Master Your 2018 Empire**" Blueprint! You're in for a treat.... not just because of the goodness that you'll gain, but also because:

- **Everything is spelled out in step-by-step format.** That means you always know what the next step is for you to do... no more wondering "where do I go from here?"
- **It includes Filled-Coffeecup-Loads of additional resources.** This means that no matter what your knowledge level is... you'll always know where to go for more information!

Good stuff, aye? And I'll bet right now you're wondering:

"Jeepers Barb, what am I about to learn?"

'Tis an excellent question indeed! Move now to:

## What You Will Learn

This is a very newbie-friendly blueprint that is geared to one thing, and one thing only – how to help you master the year in question....

... and ensure that every single day, you can easily create viral content that will appeal to your network so they share it as well.

Very simple, right?

That's it.

That's all.

And not only that, but it's proven.

How, I hear you ask?

Well, every day now for the past.... 18 months? I have been doing just that over at Dennis Becker's Earn1KaDay forum.

Every single day, I follow the steps I lay out in this blueprint and within 5 minutes or so...

I create a solid shareworthy post that is:

- **Quick to consume** (less than 3 minutes so folks don't get bored)

And:

- **Easily shareable** (because of the knowledge/value I pack within each post)

## Welcome!

### What You Will Learn

---

Not only that, but these quick posts I sometimes:

- Share on FB (Authority sharing!)
- Make quick freebie products (List building!)

And other fun things like that.

So! Without any further ado, here's what you're about to uncover:

- Step 1.) Pick Your Niche
- Step 2.) Gather Up Authority Blog Feeds and Add Them To Your Feedly Dashboard
- Step 3.) Every Day, Pick 1 New Article
- Step 4.) Use These Tools To Generate Catchy Titles
- Step 5.) Create Your Post Using This Template
- Step 6.) Rinse And Repeat Daily
- Step 7.) Search for Future Trends
- What You've Just Learned
- Your Next Steps

Read for the adventure? Alrighty then, move to:

## Step 1.) Pick Your Niche

What You Will Learn

### Step 1.) Pick Your Niche



Well, it makes sense, right?

I mean, sure, you can create superb posts about general marketing...

... or list building....

.... Or email marketing...

... or CPA...

... or A/B testing....

... or dog training....

... coffee brewing....

You know what I mean, right?

Right!

Now, as I focus on all aspects of general marketing, the kinds of posts I create tackle various and sundry aspects of general marketing.

To wit, here's some posts I've done:

## Step 1.) Pick Your Niche

What You Will Learn

---

🔒	Beefing up your eMail List with The 12 Days of Gifts
🔒	I was wrong.
🔒	Amazing ways to promote via FB posts?
🔒	How to go viral on LinkedIn
🔒	The truth about passive income.
🔒	Making money from fanatics
🔒	20 of the BEST email marketing campaigns in 2017?
🔒	How To lean into the How To type of content for 2018
🔒	Xmas Bots! Xmas Bots?
🔒	Can FB/Instagram help you lose weight? Sigh....
🔒	Making your wifi go zoooooom?
🔒	Learning Leadership From Movies?
🔒	The Art of Visual eMail Marketing?
🔒	The Big Book of Massive Marketing Mistakes
🔒	The profitable ways to view challenges
🔒	Did you miss these hot email marketing ideas?
🔒	5 Steps to do this?
🔒	The *essential* Wordpress infographic?
🔒	Making your first \$1,000 as a freelancing writer?
🔒	Dealing with Dragons during Thanksgiving
🔒	You... planning 90 Days of Blog Posts in only 15 minutes?
🔒	How to survive Thanksgiving with a toxic family
🔒	The Six-Figure Copywriter's Slacker "Crib Sheet"?

As you'll notice, the topics vary greatly yet ALL relate to marketing.

Now, if you tend to have a general all-purpose marketing blog, you

---

## Step 2.) Add Authority Feeds To Your Feedly Dashboard

What You Will Learn

---

too can be that diverse!

It has been said, though, that niching within your general broad interest is a Wise Thing to Do.

I'll leave that up to you.

So!

Pick a keyword/niche/etc. that you want to focus on creating daily content for.

Next:

### Step 2.) Add Authority Feeds To Your Feedly Dashboard



One of the best things about this technique you're learning...

You do NOT have to reinvent the wheel.

No matter what your niche is, virtually guaranteed, there are 94634703746937436 other blogs/sites besides your own.



## Step 2.) Add Authority Feeds To Your Feedly Dashboard

What You Will Learn

---

Okay, perhaps that's a slight exaggeration but the point still remains.

There are lots and lots.

Here's the best way to uncover them:

Search for

- Best NICHE blogs
- Top NICHE Bloggers

le:

- <https://www.google.com/search?q=best+dog+training+blogs>
- <https://www.google.com/search?num=100&newwindow=1&ei=LTwwWqScCMavabXdh5AE&q=top+marketing+bloggers>
- [https://www.google.com/search?num=100&newwindow=1&ei=VDwwWs-ILMy\\_wAS4gKDoBQ&q=best+bitcoin+blogs](https://www.google.com/search?num=100&newwindow=1&ei=VDwwWs-ILMy_wAS4gKDoBQ&q=best+bitcoin+blogs)
- <https://www.google.com/search?num=100&newwindow=1&ei=ZTwwWqOIEMWuwgS0jb-oAg&q=top+cooking+bloggers>

etc.etc.etc.

You'll see there will be a huge amount of blogs you can choose from!

And if you really want to get James Bond-like, throw in a 2018 like so:

- <https://www.google.com/search?num=100&newwindow=1&ei=dDwwWpmAMoGZwQSB5legDQ&q=2018+top+marketing+blogs>

## Step 2.) Add Authority Feeds To Your Feedly Dashboard

What You Will Learn

---

- <https://www.google.com/search?num=100&newwindow=1&ei=zDwwWpXTBsWhwgTHiJlDw&q=2018+innovation+blogs+to+follow>

As you can imagine, people are desperate for clicks....

... and tacking on the next year or next month or what have you can help articles appear in Google or Bing.

Now, pause for a moment and open up

- <http://feedly.com>

This is a free news reader.

It allows you to add in news feeds (read: the blogs you just uncovered) so you can have at your fingertips... the latest and greatest news.

And make no mistake about it...

It's HUGELY helpful.

For example, on the next page is my personal marketing news dashboard:

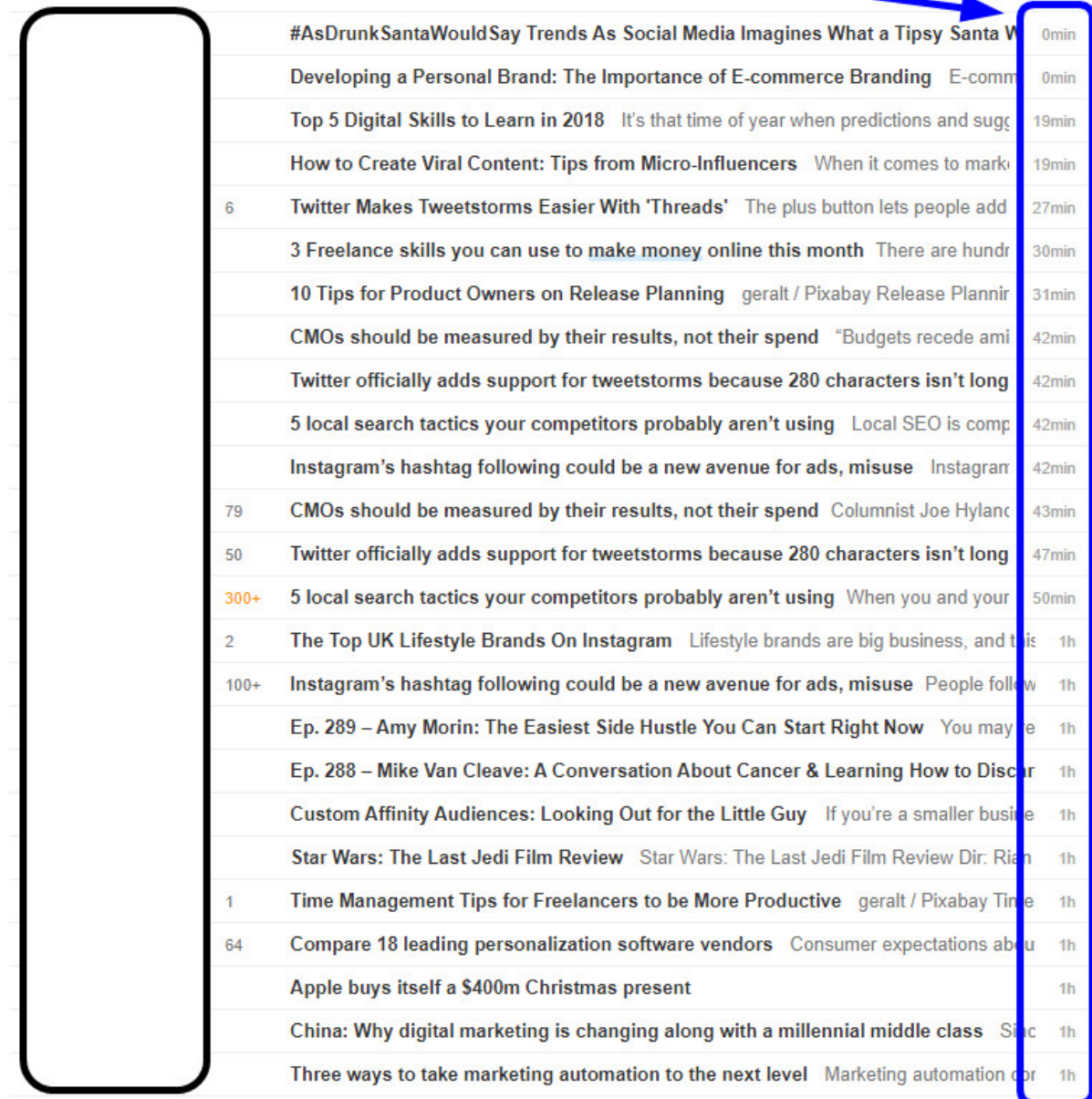
## Step 2.) Add Authority Feeds To Your Feedly Dashboard

What You Will Learn

A-IM

Look how fresh:

LATEST



	#AsDrunkSantaWouldSay Trends As Social Media Imagines What a Topsy Santa W	0min
	Developing a Personal Brand: The Importance of E-commerce Branding E-comm	0min
	Top 5 Digital Skills to Learn in 2018 It's that time of year when predictions and sugg	19min
	How to Create Viral Content: Tips from Micro-Influencers When it comes to mark	19min
6	Twitter Makes Tweetstorms Easier With 'Threads' The plus button lets people add	27min
	3 Freelance skills you can use to make money online this month There are hundr	30min
	10 Tips for Product Owners on Release Planning gerald / Pixabay Release Plannir	31min
	CMOs should be measured by their results, not their spend "Budgets recede ami	42min
	Twitter officially adds support for tweetstorms because 280 characters isn't long	42min
	5 local search tactics your competitors probably aren't using Local SEO is comp	42min
	Instagram's hashtag following could be a new avenue for ads, misuse Instagram	42min
79	CMOs should be measured by their results, not their spend Columnist Joe Hylanc	43min
50	Twitter officially adds support for tweetstorms because 280 characters isn't long	47min
300+	5 local search tactics your competitors probably aren't using When you and your	50min
2	The Top UK Lifestyle Brands On Instagram Lifestyle brands are big business, and this	1h
100+	Instagram's hashtag following could be a new avenue for ads, misuse People follow	1h
	Ep. 289 – Amy Morin: The Easiest Side Hustle You Can Start Right Now You may re	1h
	Ep. 288 – Mike Van Cleave: A Conversation About Cancer & Learning How to Discor	1h
	Custom Affinity Audiences: Looking Out for the Little Guy If you're a smaller busi	1h
	Star Wars: The Last Jedi Film Review Star Wars: The Last Jedi Film Review Dir: Rian	1h
1	Time Management Tips for Freelancers to be More Productive gerald / Pixabay Time	1h
64	Compare 18 leading personalization software vendors Consumer expectations abou	1h
	Apple buys itself a \$400m Christmas present	1h
	China: Why digital marketing is changing along with a millennial middle class Sinc	1h
	Three ways to take marketing automation to the next level Marketing automation cor	1h

Here's my Bitcoins dashboard:

## Step 2.) Add Authority Feeds To Your Feedly Dashboard

What You Will Learn

### A-Bitcoins



LATEST

	Zabercoin: An Asset Backed, Innovative And Futuristic Real Estate Utility Token	3min
	Coinbase Halts Litecoin And Ethereum Transactions Coinbase just halted Litecion	4min
	Bitcoin Price Watch; Trading The Dip Things are moving incredibly fast in the bitcoi	68min
	EU Commission Prepares Draft Tax Legislation on Digital Economy: Expert Blog	68min
	Bulgaria Seizes Enough Bitcoin to Pay Off 1/5 of National Debt Bulgaria Seizes E	20min
	Bitcoin Rivals Ethereum and Litecoin Soar to Records Bitcoin Rivals Ethereum ar	20min
1	Hey guys, I bought 1 Bitcoin but it says its Bitcoin cash?? I went to Bitcoin.com a	37min
	IcyWallet Offers a Cold Storage Bitcoin Wallet for the Visually Impaired Safely st	46min
	Bitcoin Regulations Inevitable Bitcoin Regulations Inevitable - Economics Professo	51min
5	Bitcoin Price Watch; Trading The Dip Things are moving incredibly fast in the bitcoi	55min
	Ethereum Price Surges to New All-Time High of \$637 – The Merkle The Merkle Eth	1h
	Cryptocurrency buyers warned by SEC – CBS News CBS News Cryptocurrency buy	1h
	Ethereum Surges 35% In 24 Hours, Crosses \$600 Mark – Forbes Forbes Ethereum	1h
	Bitcoin Rivals Ethereum and Litecoin Soar to Records – Fortune Fortune Bitcoin R	1h
	Youtube Competitor, Viuly, Airdrops Over 900 000 Tokens Ethereum Holders, Anno	1h
1	Want to know why so many young people are buying Bitcoin? Why has Bitcoin sep	1h
	ICOs Can Be Effective Fundraising Tools, SEC Chairman Says The US Securities a	1h
	Israeli Regulator Won't Allow Bitcoin Firms Be Included in Stock Indices While stil	1h
	Bulgaria Seizes Enough Bitcoin to Pay Off 1/5 of National Debt Bulgaria has seized	1h
	Bitcoin Regulations Inevitable – Economics Professor The rising popularity and val	1h
	Ethereum Price Peaks at \$627, Consolidation to \$520 Likely Finally! The cryptocurre	1h
	PR: 18+ Content on the Blockchain: the Okoin System Launches ICO This is a paid	1h
	PR: Bitcoin Community Grows with Online Gambling Site Gamble.io This is a paid	1h
	\$1, \$1,000, \$1 mIn; Bitcoin's Price Doesn't Matter, its Existence Does "A boy asked	1h

And following is my eMail Marketing dashboard.



## Step 2.) Add Authority Feeds To Your Feedly Dashboard

What You Will Learn

### A-email-marketing



LATEST

Inc. names Atlanta's Mailchimp 2017 Company of the Year	Inc. names Atlanta's M	32min
Before Buying Shopify Inc Stock, Check Out These 3 Companies	Before Buying	32min
Magento Commerce 2.2.2 is here – and dotmailer's bundled in!	Magento Comme	42min
FreshMail: Email Marketing Trends for 2018	I join 11 other experts in sharing my em	1h
SmartInsights – How To Plan Your Lifecycle Email Marketing	By: SmartInsights Usi	1h
Mike Marko Posts Web Feat Complete Review	Mike Marko Posts Web Feat Complete	1h
Starbucks Store Caught Mining Monero on Customers Laptops Using Wi-Fi	Starbu	1h
Vero – How To Plan Your Lifecycle Email	2h ☆ 🐦 in 📁 ✉️ 💬 🗑️	2h
What We Learned About Fund Marketing in 2017	What We Learned About Fund Mark	2h
SendGrid is Privacy Shield Certified	SendGrid is pleased to announce we received a	2h
Kentico Goes World Class	Kentico Goes World Class MarTech Series Full coverage	2h
EEC Coaching Clinic Round-up Holiday Email Strategies: Staying Off The Naughty L		2h
Email Marketing Made Easy: Powerful New Features Introduced by Constant Contact		3h
Return Path Offers Email Benchmarks and Strategic Guidance for Nonprofit Market		3h
SMB Martech Report: Beyond Email Marketing	You don't need to look too far back to	3h
4 New Year's Resolutions You Can Actually Keep	My track record in keeping my New	3h
Email is still the preferred channel for marketers	Email is still the preferred channel	4h
Campaigner® Digital Marketing Industry Forecast Survey: The Scoop on How Social		4h
Three ways to take marketing automation to the next level	Three ways to take mark	4h
Digital Marketing Industry Forecast Survey: The Scoop on How Social, GDPR, Challe		5h
Email showdown: WE charity vs. charity: water	Vote for your favorite nonprofit email	5h
Edition 19: Bordeaux, France	Our readers loved this edition, we had a really strong o	5h
Experience the best of National Geographic: photos, videos, trips, and more!	View	5h
Announced at Dreamforce: New Capabilities in Quip	View the Live Email Edit on Co	5h
10 things you must consider before building a website	10 things you must consider	5h
Write The Right Way: Advisors Double As Authors	Write The Right Way: Advisors D	5h
Delta Air Lines To Build Major Data Project In 2018	Delta Air Lines To Build Major Da	5h

As you can see....

## Step 2.) Add Authority Feeds To Your Feedly Dashboard

What You Will Learn

---

Now.

Imagine if I had to write a daily article about marketing (well, I do actually)...

... or eMail marketing....

... or Amazon....

... or weight loss....

... or Physical Therapy....

Think it would be just a wee bit easier if I had all those authority resources at my fingertips?

Darned straight it would!

So.

What you're going to do now is add the authority blogs to your Feedly!

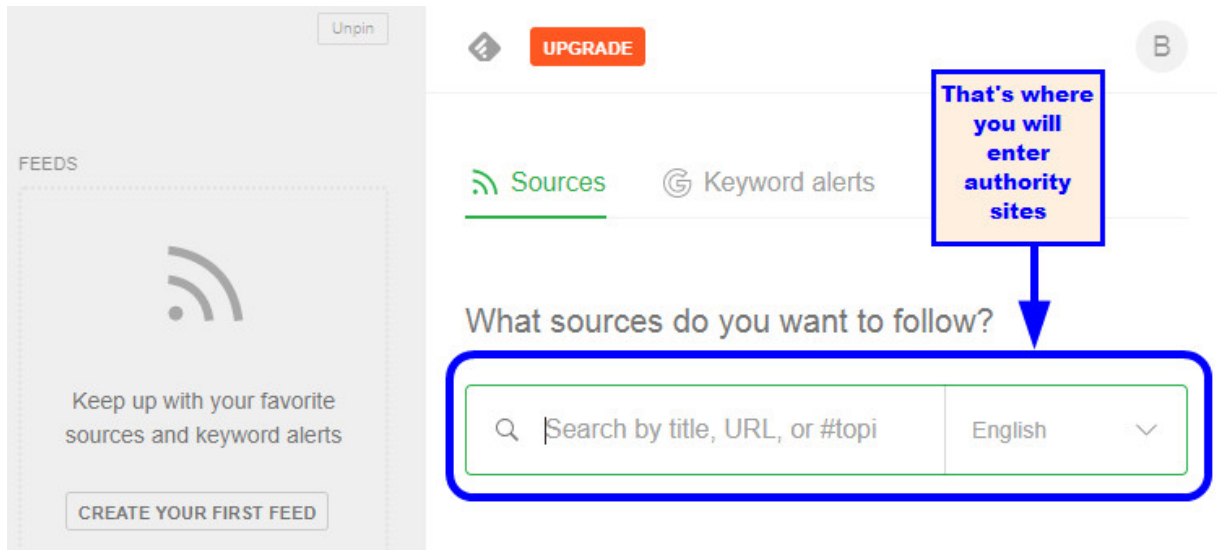
It's very easy.

When you log in, you should see something like:



## Step 2.) Add Authority Feeds To Your Feedly Dashboard

What You Will Learn



If you want to get your feet wet, enter in:

- <http://barbaraling.com>

(that's my site, btw).

When you do, you'll see something like:

## Step 2.) Add Authority Feeds To Your Feedly Dashboard

What You Will Learn

What sources do you want to follow?

Search:  English

#barbling

RESULTS

**Authority Marketer Barbara Ling**  
278 followers / 6 articles per week  
How To Make Money and Support Your Family Long-term  
🍷 Your Tuesday Perkup: Well that was fun, not, WP, Amazon, Coupo...  
#barbling #blogging3 #newniche #a im

**Click that** → **FOLLOW**

You want to click that green FOLLOW button.

When you do, you'll see:

**FOLLOW**

To follow this source, create a new feed.

+ **NEW FEED** ← **Click that**

You will then be prompted for a Feed Name. I call it a category myself:

## Step 2.) Add Authority Feeds To Your Feedly Dashboard

What You Will Learn

ig FOLLOW

Feed name

e.g. Barbling

Suggestions

- + Barbling
- + Blogging3
- + Newniche
- + A im

CREATE CANCEL

Type your category there

So as BarbLing is a marketing site, type:

- Marketing

Like so:

## Step 2.) Add Authority Feeds To Your Feedly Dashboard

What You Will Learn

ig FOLLOW

Feed name

**Marketing**

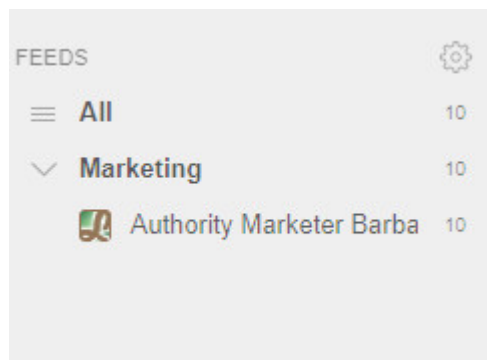
Suggestions

- + Barbling
- + Blogging3
- + Newniche
- + A im

CREATE CANCEL

Type your category there

And when you do so, you'll see:



Wasn't that fun?

And now that you're used to THAT, do the following.

## Step 2.) Add Authority Feeds To Your Feedly Dashboard

What You Will Learn

---

Keep your Feedly dashboard open in one browser tab...

.... And your search for authority blogs in another.

I'll wait for you to do that.

Ready?

Alrighty! For every new authority blog you find within your niche,

Paste in the URL to the "What sources do you want to follow?" text box (note – if you misplace that, there should always be a Green Feedly "+ADD CONTENT" thingee on the left hand side:



).

For the FIRST authority blog you add....

---

## Step 2.) Add Authority Feeds To Your Feedly Dashboard

What You Will Learn

---

Create a NEW Category for it, ie:

- SEO
- eMail Marketing
- Digital Currency

Etc.

You ONLY need to do that step ONCE.

Then patiently and methodically add in all the authority news feeds you find.

And this is a step you need to do only once! Once you add in all those goodies...

**Every day, your Feedly will update with all the latest and greatest.**

And that means that every day, you'll have something new you can write about!

Woohoo!

Take a moment now and enjoy some superb hot beverage.

Got that handled?

Alrighty then, move now to:



## Step 3.) Every Day, Pick 1 New Article

What You Will Learn

---

### Step 3.) Every Day, Pick 1 New Article



Now we're ready to start cooking with gas!

Did I just show my age?

In junior high school (for me, that is, back in the 1700s), teachers would always say, we're cooking with gas whenever something nifty was taught.

But I digress.

Every day, pick one article.

Say:

- <https://www.crazyegg.com/blog/5-facebook-ad-hacks/>

ie:

**5 Facebook Ad Hacks I Wish I Had Known Before I Lost Tens of Thousands of Dollars**

## Step 3.) Every Day, Pick 1 New Article

What You Will Learn

---

Take a moment and check it out.

There's 5 nifty suggestions including:

- Find Niche Fanatics
- Target Engaged Fans
- Make Data-Driven Decisions
- Rotate and Refresh
- Combine Influencer Marketing and Retargeting

Good enough for me!

So I zeroed in on the first technique:

- Find Niche Fanatics

And then moved to:

## Step 4.) Use These Tools To Generate Catchy Titles

What You Will Learn

---

### Step 4.) Use These Tools To Generate Catchy Titles



As much as we might all SAY we hate Clickbait, the facts are:

**“Make things clicky and they will click.”**

Let me repeat that in great big neon letters:

**“Make things clicky and they will click.”**

So! Visit automatic headline generators like:

- <http://www.title-generator.com/>
- <https://sumo.com/stories/headline-generator>
- <https://www.portent.com/tools/title-maker>
- <https://optinmonster.com/26-tools-thatll-help-you-create-better-headlines/>

The headline I ended up using was:

**“Making money from fanatics”**

## Step 5.) Create Your Post Using This Template

What You Will Learn

---

Brief, pithy and to the point.

Just the way I like it. 😊

And once you have your title you're going to pounce upon:

### Step 5.) Create Your Post Using This Template



When you're starting out, you will be using a very very VERY simple post format.

It's like this.

"Ever wish you could XYZ?"

If so, then the following:

LINK LINK LINK

Has really grand ideas!

They include:

YOUR SUMMARY

## Step 5.) Create Your Post Using This Template

What You Will Learn

---

Want addition ideas? Check out:

Additional Resource 1

Additional Resource 2

Additional Resource 3

Your takeaway?

THE TAKEAWAY YOU WANT YOUR AUDIENCE TO LEAVE WITH  
CLOSING"

Want to see it in glorious action?

Here's what I wrote:

"Ever want to get your products in front of a diehard audience?

Someone, oh, gee, I don't know, who would spend their last dollar on their niche themed interest than food?

If so,

- <https://www.crazyegg.com/blog/5-facebook-ad-hacks/>

has some excellent ideas!

They include:

*"...In any niche there are casual fans and diehard fanatics.  
Which group do you think would be more likely to purchase  
when they see your ad?*

## Step 5.) Create Your Post Using This Template

What You Will Learn

---

*If I were selling mixed martial arts apparel, I would want to put my message in front of people who have UFC posters all over their walls, MMA-themed bed sheets and signed t-shirts from their favorite fighters.*

*Targeting the fans of Conor McGregor, the world's most famous fighter, would be a mistake. Sure, he has more fans than anyone else, but only a minority of his fans are diehard MMA fanatics..."*

Makes sense.

Other ideas include targeting \*already\* engaged fans....

... making decisions BASED upon data...

... taking advantage of Influencer Marketing...

and the like.

Other ideas regarding profiting from rabid niches include:

- <https://www.cloudincome.com/niche-site-making-1000-month-my-strategy-revealed/>
- <https://nichehacks.com/survivalist-preppers-niche-report/>
- <https://nichehacks.com/survival-life-1-million/>

Your takeaway?

Dont just build audiences and then forget about them...

... and don't just dive into niches because YOU like them.



## Step 5.) Create Your Post Using This Template

What You Will Learn

---

Pick a niche where there are insanely fanatical fans, marketing to \*them\*, engage \*them\* and ideally....

**See your income increase.**

Enjoy!”

As you can see, it’s very simple to do.

But there ARE some drawbacks!

Because you’re including links to content off your site, folks might visit and immediately click off.

The way I got around that was hinting at additional insights that I summarized via my takeaway (aka – folks don’t have to click off to get the meat – they can get the takeaway on MY site) and also using a popup to build up my email marketing list as well.

But if you’re just starting out....

.... Or just need to show fresh content daily...

You simply cannot beat the above for simplicity, ease of use and most importantly:

**SPEED.**

I can now dash these types of posts off in less than 5 minutes.

That’s just 5 minutes from my day... and then I’m freed up to make money instead.

Nice, aye?

---

Master Your 2018 Empire  
**Step 6.) Rinse And Repeat Daily**  
What You Will Learn

---

And once you have the rhythm down, move to:

**Step 6.) Rinse And Repeat Daily**



Every day, visit your Feedly dashboard, pick out one nifty article, and then create a:

- Blog post
- eCom Store post
- Forum post
- Facebook post

Anything, actually, that will generate fresh content and make people go “Ooooooooo me must follow!”

And when you’re ready to give yourself permission to expand, move to:

## Step 7.) Search for Future Trends

What You Will Learn

---

### Step 7.) Search for Future Trends



It makes sense, right?

If you can always be the first in predicting trends and the like....

.... Chances are, more and more folks will want to follow you!

2 places to locate future trends are:

<https://trends.google.com/trends/>

<https://www.trendhunter.com/>

Definitely add Trends sites to your Feedly (make sure to create a new category!) so you can stay on top.

And \*that\* is how you can easily create simple yet viral content day after day, month after month, year after year.

**Let's close with** how to apply this to offline! Move now to:

**BONUS: Master Your 2018 OFFLINE Empire!**



If you're an offline/local consultant, and you want to add a fantastically grand service to your offerings AND charge top money for it....

You can offer to maintain a business/store blog for your customers.

You can use the techniques outlined in the Feedly chapters to build up authority dashboards for the niches in question...

.... And then create blog posts about the store's products (how to use them, when they would make great gifts, etc.etc.etc.etc.)

For more information creating a store/business blog, check out:

- <https://www.shopify.com/guides/make-your-first-ecommerce-sale/start-your-own-blog>
- <https://www.shopify.com/resources/business-blog>
- <https://blog.kissmetrics.com/an-enchanting-business-blog/>
- <https://www.mannixmarketing.com/blog/what-to-write-in-a-business-blog/>

Now, should you want to get PLR you can use for your offline services,

Master Your 2018 Empire  
**BONUS: Master Your 2018 OFFLINE Empire!**  
What You Will Learn

---

consider these goodies:

Offline Instagram Consultant PLR:

- <http://askblings.com/offlineinst>

Offline Adwords Consultant PLR:

- <http://askblings.com/offlineadwordsplr>

Offline LinkedIn Consultant PLR:

- <http://askblings.com/lileadgen>

Offline LeadGen Consultant PLR:

- <http://askblings.com/offlineleadgen>

Offline Website Consultant PLR:

- <http://askblings.com/offlinewebsite>

Offline eMail Marketing Consultant PLR:

- <http://askblings.com/offlineemail>

Offline FB Ads Consultant PLR:

- <http://askblings.com/offlinefbads>

Sounds good?

‘Course it does!

And that brings us to:

## What You Have Just Learned



You've just learned how to create current awesome relevant content via:

- Step 1.) Pick Your Niche
- Step 2.) Gather Up Authority Blog Feeds and Add Them To Your Feedly Dashboard
- Step 3.) Every Day, Pick 1 New Article
- Step 4.) Use These Tools To Generate Catchy Titles
- Step 5.) Create Your Post Using This Template
- Step 6.) Rinse And Repeat Daily
- Step 7.) Search for Future Trends

But you're \*still\* not done.... Let's close with:

## Your Next Steps



**Your next steps are to DO!**

Choose your niche and follow the steps you've learned.

Remember – the only person who will step up to the plate to make things happen for you...

Is you!

The coffee is in your court....

Make it a stellar brew today.

## Conclusion

This concludes the power report “Master Your 2018 Empire”!

---

## Conclusion

This concludes the power report “Master Your 2018 Empire”!

This now concludes your blueprint... Hope you enjoyed it bigtime! And please don't forget to network with us:



Hope you enjoyed this powerful blueprint! I welcome connecting with you on Facebook – please click above to “like” and start to chat!

You're going to love what you discover!

Grow strong,

Barbara Ling & Dennis Becker

---



## About The Author

Welcome!

### About The Author



Welcome!

My name is Barbara Ling, and in a nutshell, I'm all about sharing what I've learned over the past decade about authority and creating and running a profitable business online.

My credentials include:

- **Writing 100+ books/ebooks** about various/sundry ways for people to generate income online (entrepreneur, recruiting, real estate, auctions, Mobile, finding a job, safe weight loss, hidden customers, etc.etc.etc.)
- Being quoted/featured/etc. in various publications/blogs online like:
  - <http://www.forbes.com/sites/cherylsnappconner/2013/08/28/do-press-releases-still-matter-yes-but-not-like-you-think/>
  - [Barbara Ling: Secrets of a Veteran Webmaster](#)
  - [Empower Your Children To Out-Earn Their Professors](#)
  - [Nailing a good contractor](#)
  - [Microsoft Small Business Success Story](#)

There's 'way too much to write here....you can visit my [Barbara Ling About Me](#) page to learn more!

## Appendix: Recommended Resources

Welcome!

---

### Appendix: Recommended Resources

Want to know the tools I myself use and/or recommend?  
They include:

#### **Autoresponder:**

- [aWeber](#)
- [GetResponse](#)

#### **List Building:**

- [LeadPages \(free class!\)](#)
- [LeadPages Itself!](#)

#### **Copywriting:**

- [Script Doll](#)
- [SpeedReadCopy](#)

#### **The BEST Paid Marketing Community!**

- [Earn1KaDay](#)

## Appendix: Recommended Resources

Volume 3: 500K Premium IM Content Words

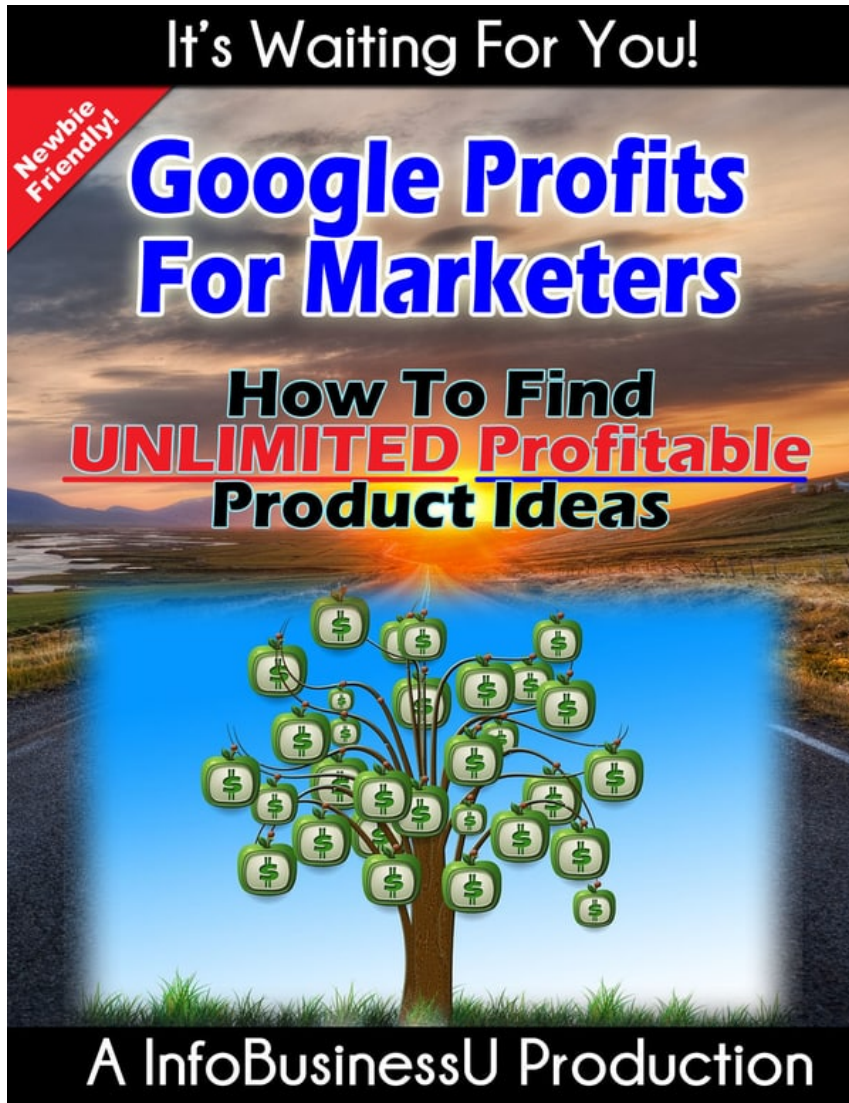
---

### Volume 3: 500K Premium IM Content Words



<http://infobusinessuniversity.com/vault/sa/500K/>

## Google Profits for Marketers





**Appendix: Recommended Resources**  
Prepping for 100K

---

Prepping for 100K



<http://infobusinessuniversity.com/vault/sa/100KP2/>

## Buy Buttons Made Simple II



<http://askblings.com/bbmsspart2>

## Appendix: Recommended Resources

Premiere High Ticket Coaching PLR

---

Premiere High Ticket Coaching PLR



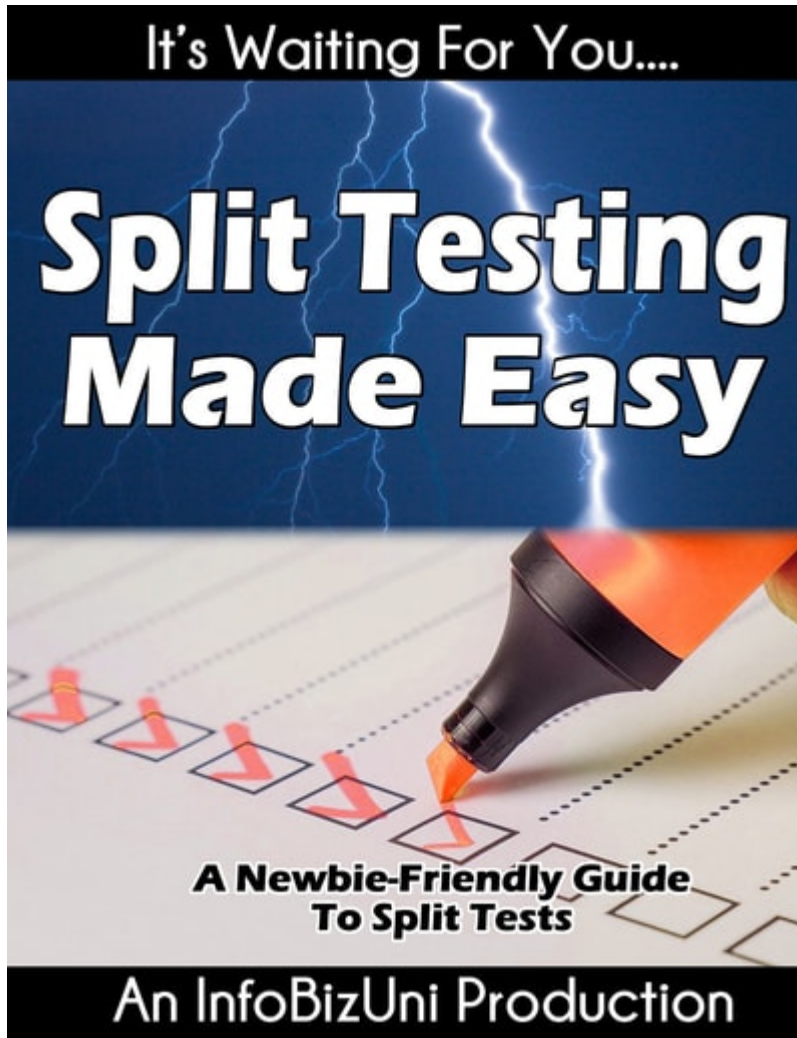
<http://askblings.com/premierecoach>

## Appendix: Recommended Resources

Split testing made easy

---

Split testing made easy



<http://askblings.com/splittesting>

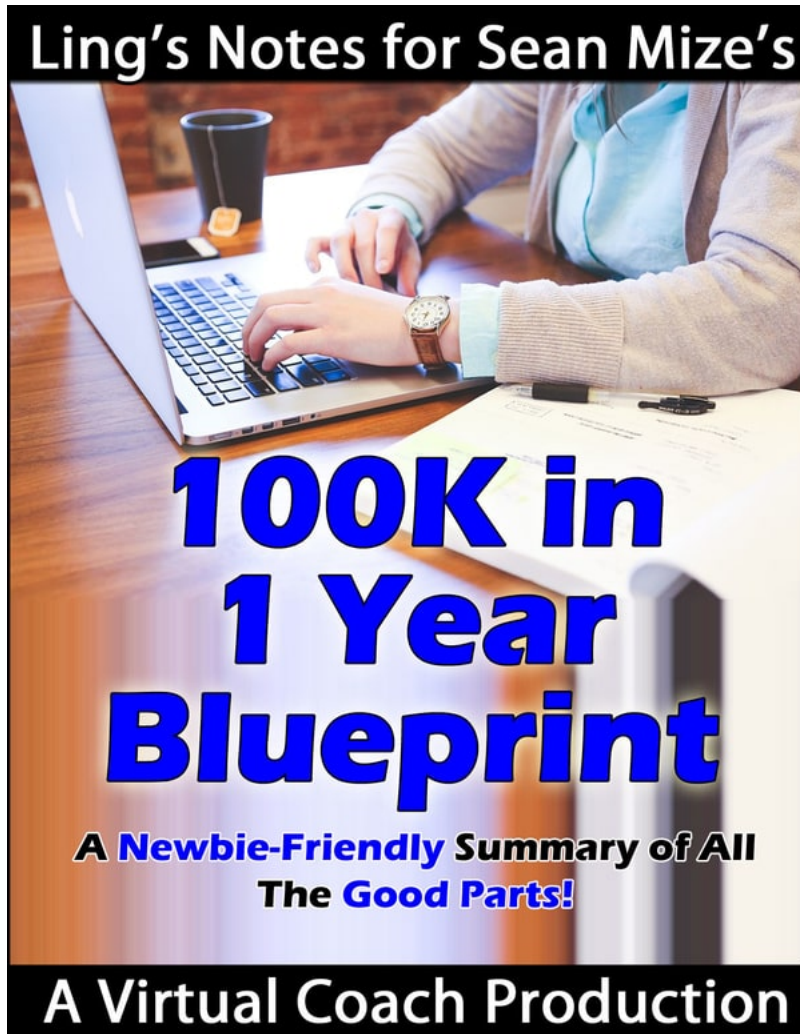


## Magnificent PLR Content Volume 2!



<http://infobusinessuniversity.com/vault/sa/320K>

100K in 1 Year!



<http://infobusinessuniversity.com/vault/sa/100K/>

## Magnificent PLR Content Volume 1!



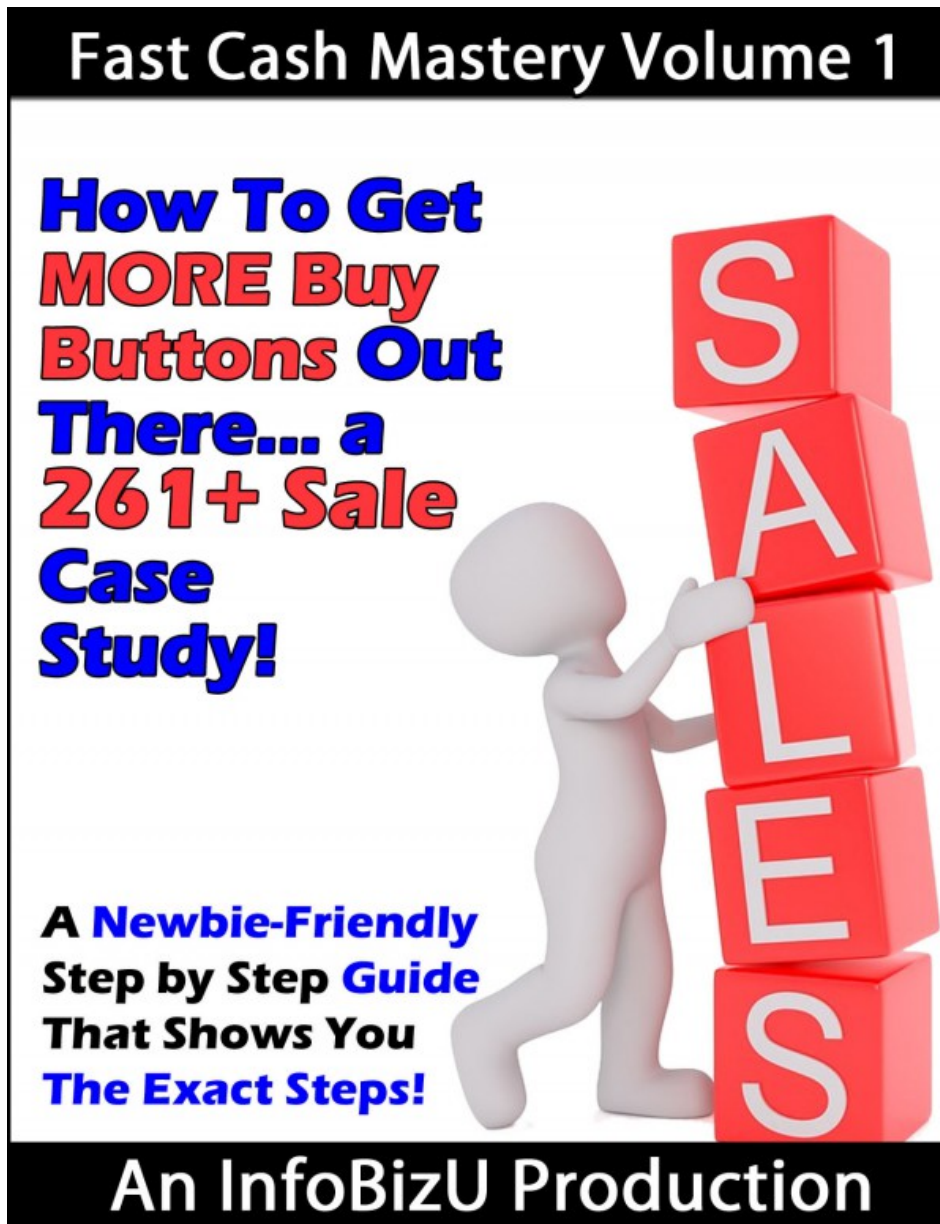
<http://infobusinessuniversity.com/vault/sa/235K/>

## Appendix: Recommended Resources

How To Get More Buy Buttons Out There! (hint: Use PLR Content!)

---

How To Get More Buy Buttons Out There! (hint: Use PLR Content!)



<http://infobusinessuniversity.com/vault/sa/261sales/>

---



68K in 57 Days!

**Ling's Notes for Sean Mize's**



**68K in 57 Days**

**A Newbie-Friendly Summary of All  
The Good Parts!**

**A Virtual Coach Production**

<http://infobusinessuniversity.com/vault/sa/68k/>

---

**Remember.....**

**68K in 57 Days!**

---

**Remember.....**

Fortune Favors the Bold.

Go out and make yourself  
fortunate...

**TODAY!**

